

## CL01FW upgrade SOP

Tool: Micro USB cable & PC (Windows)

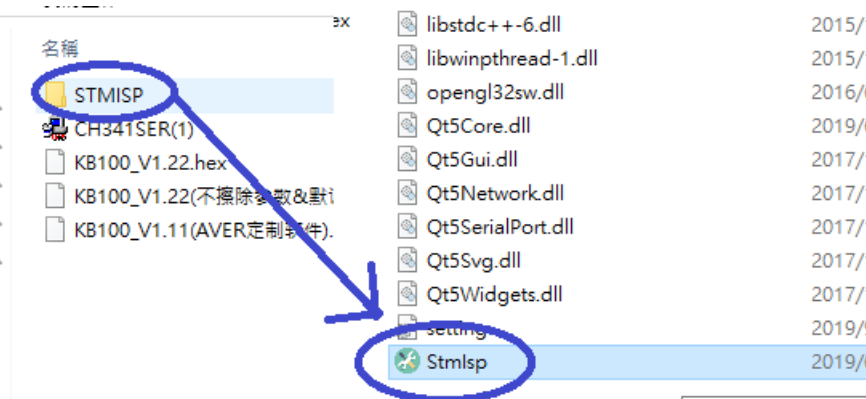
SW: Driver / install SW(Stmlsp) / CL01 new FW

### 1. Copy driver and SW into PC (3 items)

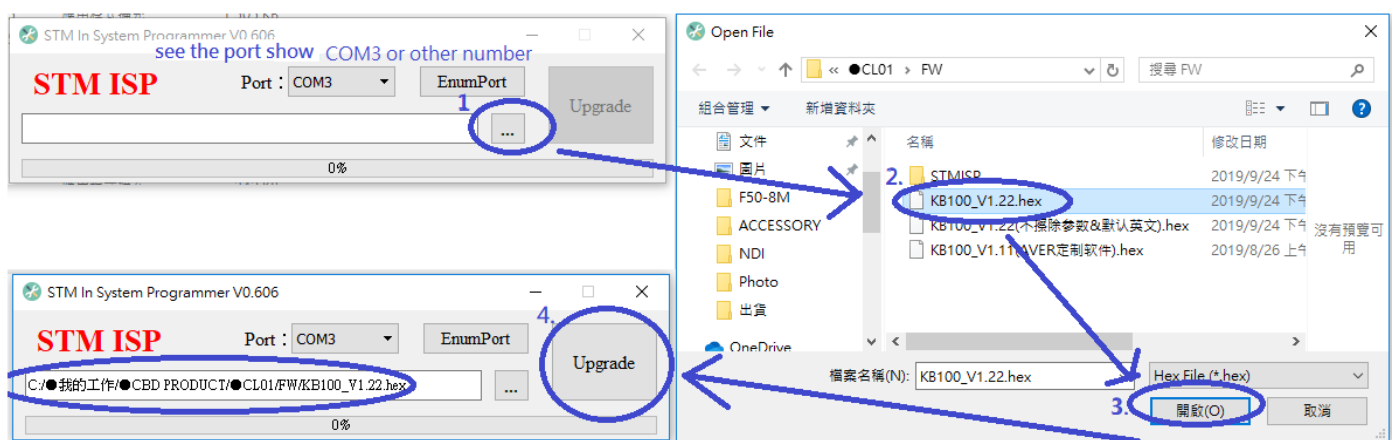
名稱	修改日期	類型	大小
STMISP install SW	2019/9/24 下午 04:45	檔案資料夾	
CH341SER(1) driver	2019/9/24 下午 02:18	應用程式	277 KB
KB100_V1.22.hex CL01 FW	2019/9/24 下午 03:55	HEX 檔案	273 KB

### 2. Connect CL01 to PC via micro USB cable

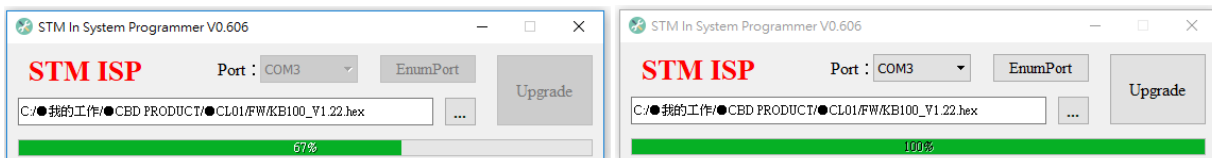
### 3. Open STMISP file to find Stmlsp and then click it



### 4. Burn the FW code into CL01 from PC



### 5. Wait the run bar to 100% and **reboot the CL01** to check the FW version on CL01



Long Press CL01 "MENU" button and use joystick to find the FW version

